




MAYAN

ROOFING SYSTEMS

Natural slate and stone
pitched roofing systems

Roofing, Reinvented

www.mayanroofingsystems.com



Where tradition meets *innovation*.

Using natural stone and slate.

Exceeding the requirements of modern building regulations.

Maintaining a traditional aesthetic.

Mayan products are designed to always offer the very best in looks and performance.

Our patented products have been developed and tested for many years by top professionals in the industry. Every product is a one-of-a-kind, modern solution to improve roofing for the better, and make it easy to meet the ever-changing building regulations.

The beautiful, eye-catching RealRidge range of products are the only ridge made of natural slate. The patented built-in connector system means extremely quick and easy installation. Along with the high-end fixings and durable quality, RealRidge is the modern, high end finish getting contractors and customers excited.

The success of the bestselling All-in-one slate RealRidge shows that contractors are keen to finish a job to the highest standard where possible. The savings in installation time and no need for extra fixings mean the cost difference from traditional ridge systems is minimal, but the difference in the final appearance and performance is significant.

Customers do not want to compromise by choosing a ridge that ruins the appearance of a beautiful slate roof and have been requesting RealRidge to finish in style.

The unique, natural slate RealRidge range is a stunning roof finishing that provides effective high level roof space ventilation to relieve growing condensation issues due to increases in the insulation requirements (Part L). Reducing the risk of call-backs for future condensation issues.

All products are manufactured to the highest quality, ultra long life and GRP fire rated to B_{roof}(t4).

Ridge angle

When used in the hip application:
It is normal practice to use a hip that is one angle wider than the ridge being used.

Ridge angle	Roof pitch
75°	Suitable for special roofs with a pitch above up to 45 degrees
90°	from 37.5 up to 45 degrees
105°	from 30 up to 37.5 degrees
120°	from 22.5 up to 30 degrees
135°	Suitable for special roofs with a pitch up to 22.5 degrees
150°	Specialist ridge for low pitch applications, hexagonal roofs, bay window turrets etc.

ARMOURED SLATE

Low pitch
Lightweight
Fire-rated
Flexible
Natural slate




Natural slate is now a solution for applications such as:


- Offsite
- Conservatory roofs
- Extensions/lean-to roofs
- Timber frame
- Industrial applications
- Mobile homes/chalets



As low as
10°



 Achieves B_{ROOF}(t4) classification

 Weather resistance tested with high performance

bre

All-in-one

Patent pending

Premium dry-fix ventilated
ridge and hip system

Angles available:
75° 90° 105° 120° 135° 150°


Natural Slate chemically bonded for a seamless ridge with our unique invisible fixing system & vent strip. Extremely fast & easy to fit & durable.

Features

- ✓ Integrated **vent strip** meets ventilation requirements.
- ✓ Super **fast installation** - unique clip and connector system
- ✓ Stunning finish - completely **invisible fixings**
- ✓ **Dry-fix** - no need for roll out
- ✓ Reinforced natural slate for **durability**



Ridge / Hip



Block end



Hip end



Colour	Slate thickness	Slate edge	Length	Wing length / top slate coverage
Graphite	12mm	Square edges	500mm	200mm

Built in Vent - 5mm High Level



Dry-Fix Clip & Connector System



All Fixings included:

- 1 x 60m screw with nitrile washer
- 1 x ridge runner bracket
- 1 x 100m screw with Block / Hip ends



Slate Dry

Patent pending

Dry-fix ventilated ridge and hip system

Angles available:

75° 90° 105° 120° 135° 150°

Natural slate, in-line ridge with underlapping GRP dry-fix connector and pre-installed ventilation spacer. Manufactured from 9 - 11mm


Features

- ✓ Invisible GRP clip connector for waterproofing and **fast installation**
- ✓ Pre-installed spacers for ventilation void
- ✓ Stunning finish - discreet fixing screw
- ✓ **Dry-fix**, holes pre-drilled & fixings provided
- ✓ Reinforced natural slate for **durability**



Graphite


Ridge / Hip



Block end



Hip end



Grey Green

Ridge / Hip



Block end



Hip end



Colour	Slate thickness	Slate edge	Length	Wing length / top slate cover
Graphite Grey Green	9-11mm	Chipped edge	500mm	180mm

Pre-installed venting spacers



Dry-Fix Clip and Connector



Holes predrilled

Includes: 1 x 60mm screw with nitrile washer



Overlap

Patent pending

Premium dry-fix ventilated ridge and hip system

Angles available:
75° 90° 105° 120° 135° 150°

Natural slate, chemically bonded overlap ridge for a high end appearance with a stepped look, ideal for a hipped roof. Unique invisible fixing system. Extremely fast, easy to fit & durable.

Features

- ✓ Fixing holes pre-drilled
- ✓ Fortuitus ventilation - 6000mm² per metre free air ventilation
- ✓ Available in 145mm wing length for small roofs
- ✓ Full suite of accesories including pre-formed ridge cap
- ✓ Reinforced natural slate for **durability**



Ridge / Hip




Block end



Ridge cap



Hip end



Colour	Slate Thickness	Slate edge	Length	Wing length / top slate cover
Grey	9mm	Natural	500mm / 350mm minimum cover	185mm

Natural ventilation void



Dry-fix overlap system



All fixings included:
2 x 60m screw with nitrile washer
1 x 100m screw with Block / Hip ends



Real Verge

Patent pending

Rapid-fix, natural slate bonded verge.
300mm long / 100mm high / 100mm lap

RealVerge handed left and right available
for use with the ArmouredSlate system.

Rapid-fix natural slate bonded verge made from real slate with GRP fixing flange, overlap installation.

Features

- ✓ Natural slate verge
- ✓ Easy to install - dry-fix
- ✓ Traditional appearance




Mono-Ridge

Patented pending

Variable back plate depth up to 200mm / Top drilled or back plate drilled.

Natural slate dry ridge for specially angled applications. Bespoke angle for the perfect fit. Available in any of our RealRidge styles.

- ✓ Simple to install - dry-fix
- ✓ Superb aesthetic
- ✓ One-of-a-kind solution
- ✓ Handed Block ends available



Dormer Corners



500mm length

375mm cover wings

Handed left and right



Unique vertical slate hanging product cut to camber with a perfect mitred corner.

- ✓ Set to an ideal broken bond
- ✓ Rapid-Fix - considerable time-saving installation
- ✓ Superb aesthetic
- ✓ Dry-Fix
- ✓ No metal soakers required

Infinity Ridge

Patent pending

Angles available:
90° 105° 120° 135° 150°

Slate dry ridge made from roofing slate with a riven edge. Customer can supply the slate for a perfect match, or choose from our graphite or grey options.

Can be vented if required. Offers an invisible ridge option using the installed roofing slates in the broken bond slate application. The ridge perfectly blends with no visible connectors or joins. Perfect for a clean line and ideal with a mitred hip. Can also be used in conjunction with an overlap style on the hip.

- ✓ Dry-fix using our built-in GRP connector system
- ✓ Outstanding appearance - no visible fixings
- ✓ Vented option available
- ✓ No additional fixings required
- ✓ Quick and easy installation
- ✓ Bespoke length



Bespoke

Mayan are a manufacturer of innovative, beautiful slate roofing products. We can produce bespoke ancillaries for tricky areas or for a high-end finish. Get in touch with our experts to explore the endless options.


Bat Access Ridge



Bespoke Block End



Dutch Hip End



Handmade
in the 

Apron Ridge

Patent pending

500mm length

185mm slate width/cover

160mm GRP width/cover

Bespoke angles to fit

Slate ridge with built-in GRP plate for flat to pitched roof junction.

Provides an invisible junction from a high level flat roof discharging onto a pitched roof.

Eliminates the need for inaccessible outlets especially in areas with leaves that can cause blockage.

Bespoke conversion available to any type of slates or tiles.

Features



- ✓ Range of slate colours and styles to match the ridge
- ✓ Simple to install
- ✓ Superb aesthetic
- ✓ One-of-a-kind solution
- ✓ Bespoke matching slate conversion available

Available in our standard slate colours:

Chipped edge: **Graphite**
 Grey Green
 Grey

12mm square edge: **Graphite**

Bespoke conversion is available to match the roofing slates or tiles.





Patent pending

Half Slate

Slate and half replacement - the solution to the shortage.
Conversion of own stock roofing slates for usable verge detail
using fire rated GRP.

124mm x 500mm slate nominal strip
250 x 250mm GRP 'flag' fixing plate

- ✓ Fully fire rated – B_{ROOF} (t4) to BS EN 13501.
- ✓ Fully compliant with BS 5534.
- ✓ Triple fixed through standard installation.
- ✓ Larger side bond provides improved weather resistance.

ADDITIONAL BENEFITS:

- Can be produced in any slate.
- Half gauged for easy setting out.
- Fast and easy to install.
- Compatible with all types of verge installation including cement.
- Does not require holing or cutting.
- Invisible installation features.
- Reversed nail hole eliminates the risk of fixing too close to end of the batten.
- Eliminates the cut slate fracture risk of twice nailing in close proximity.
- Eliminates the risk of 'twisting' or 'pivoting' verge slates.
- Improved fixing of standard slates when using slate hooks.
- Reduced risk of long-term verge failure.
- A unique patent applied-for product.



Specification:

Natural slate halves chemically and mechanically bonded to fire rated GRP sheet using high grade molecular compatible adhesive and marine grade noncorrosive rivets.

Stone Dry Ridge

Patent pending

750mm length

230mm wide wings

Angles available: 75° 90° 105° 120° 150°

Easy to install natural stone bonded ridge with our unique invisible connector system and permanent ventilation.

- ✓ Invisible GRP connector strip for waterproofing and easy installation
- ✓ 7200mm² per metre free air ventilation
- ✓ Dry-fix, no need for roll out

Includes:

1 x RidgeFix 100mm stainless steel screws with nitrile washer



Ridge / Hip



Classic



Traditional style ridge made from natural stone. Can be installed using a roll-out system or cement bed.

Ridge / Hip

Reclaimed Ridge / Hip



Our RealRidge range can be made in any slate/stone and any angle. Simply get in touch to discuss your bespoke ridge.

ARMOURED stone

*Modern, heritage, lightweight,
stone roofing system.*



- LOW PITCH - as low as 17.5°
- SINGLE LAP - 43% less stone
- NATURAL STONE
- LIGHTWEIGHT - 67 kg/m²



Can also be used with reclaimed stone
Quick and easy to install
Traditional appearance

As low as
bre 17.5°

MAYAN

ROOFING SYSTEMS

See our website for fitting guides, technical data sheets and all other information.

www.mayanroofingsystems.com/resources

Please get in touch with any technical enquiries.

Roofing, Reinvented

Get in touch:

01305 858401

info@mayanroofingsystems.com

7 Kent Close

Granby Industrial Estate

Weymouth, Dorset

DT4 9TF

www.mayanroofingsystems.com